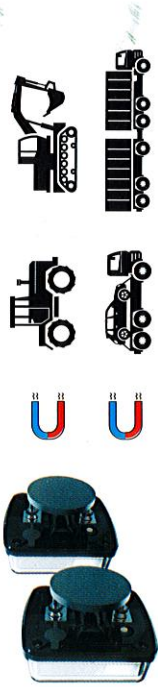
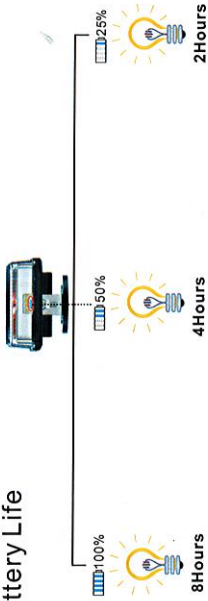


● Mounting



● Battery Life



The data of endurance of battery is for your reference,the it depends on the road condition and driving habit

● Specification

Input voltage	DC5V
Working Frequency	2.4G
Radio communication range	30Meters
Battery capacity	2600MAH
Charging time	2-2.5hours
Waterproof level	IP65
Operating temperature	-25℃-65℃

110



1. Fully charge battery before use
2. Check the battery life before use
3. Check light if working correctly before use
4. Charge the battery every 6months if not in use
5. Replacement light & additional light must be paired before use
6. Check light regularly when use for long hours

Wireless Trailer Light kit




100% Cable-free Solution

EN 301489 EN 300328 EN 62479

INSTRUCTION





● Contents



● Charging

5V2.5Hours



● Installation



USB CHARGING PORT

ON/OFF
TURN ON: SHORT PRESS ONE TIME. INDICATOR LIGHT ON. MEANS IT'S WORKING NOW.
MEANWHILE POWER INDICATOR LIGHT WILL LIGHT UP, BUT TURN OFF 10 SECONDS LATER.
TURN OFF: SHORT PRESS AGAIN. INDICATOR LIGHT TURN OFF. MEANS LIGHTS STOP WORKING.
MEANWHILE POWER INDICATOR LIGHT WILL LIGHT UP, BUT TURN OFF 10 SECONDS LATER.

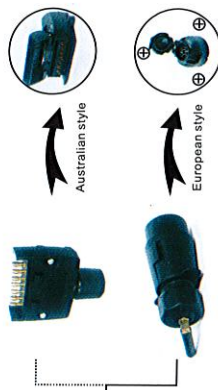


NPL



NUMBER PLATE LIGHT: LONG PRESS THREE SECONDS, NUMBER PLATE LIGHT ON SEPARATELY.
LONG PRESS THREE SECONDS OR DOUBLE-CLICK, NUMBER PLATE LIGHT OFF.

● Pairing



Testing

