

Fitting Instructions


CONTENTS

- 1 x Storage Bag
 - 1 x Cover
 - 1 x Camlock-Buckle (metal)
 - 4 - 1.6 x Tie-Down Straps.
 - 2 x Trailering Straps
- excludes MA501, Jumbo MA601 Inflatable series.
- excludes MA601 Inflatable series.

NOTE: Number of **Tie-downs** will vary according to the size of your cover.



3. Thread Tie-down through Webbing Loop and around Trailer. (webbing loops sewn at intervals around cover edge.)




6. Thread Hem Webbing through Camlock Buckles and pull through evenly.


NOTE: Due to product upgrade, please refer to these instructions when fitting your cover.




1. Locate front of Cover. (Tag indicates front.)




4. Thread end of Webbing through Buckle.



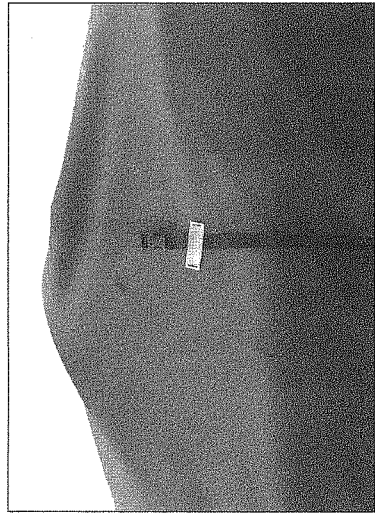
7. Tighten all Buckles.



2. Fit front end of cover over Bow and unroll over Boat.



5. Repeat steps 3 & 4 on all Webbing Loops.



8. Thread Trailering Straps through Webbing Strips and around boat. Tighten. (Webbing strips located at intervals on top of cover).