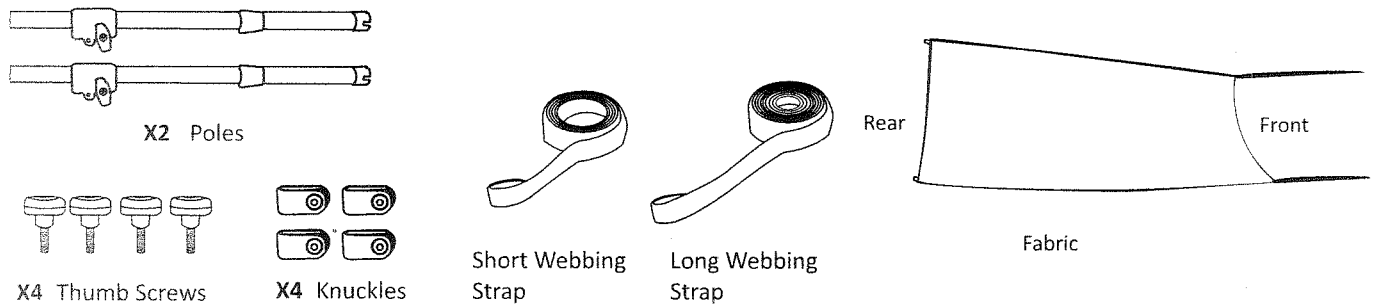
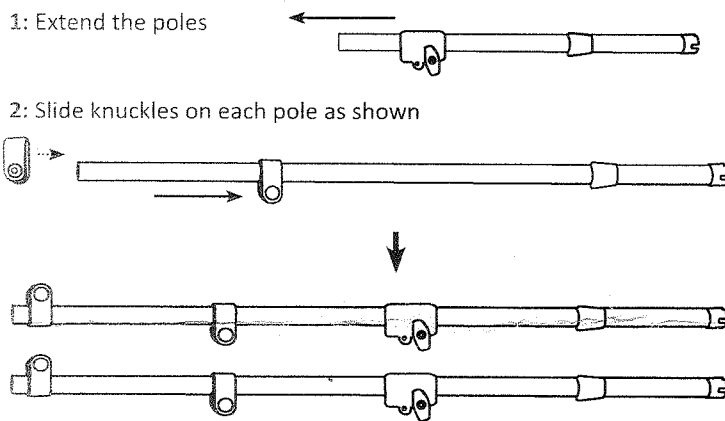


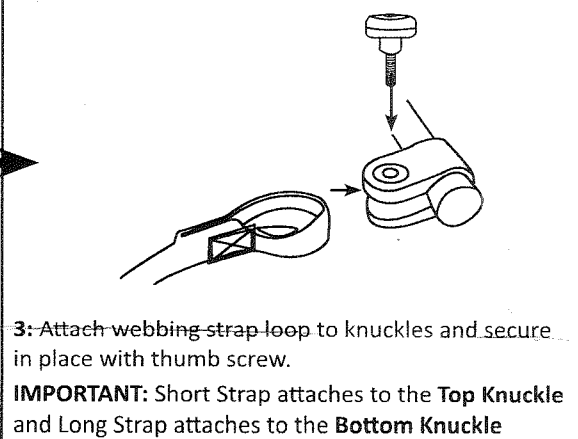
Components (Supplied)



Assembling the poles



Attaching the Webbing Straps



Attaching the T-TOP Extension to the Boat

- 1: Insert assembled poles into rear rod holders.
- 2: Attach short webbing straps loosely to the loops at the rear of the fabric.
- 3: Attach front webbing straps to the chosen fastening point on the T-Top framework.
- 4: Attach long webbing straps to rear cleats.
- 5: Adjust all the webbing straps until T-Top Extension is tensioned and in desired position.

